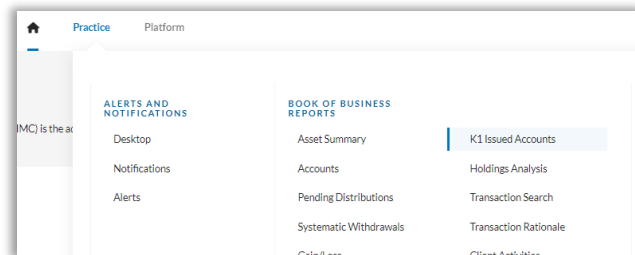


K1 Accounts.

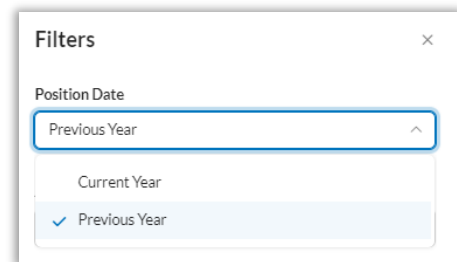
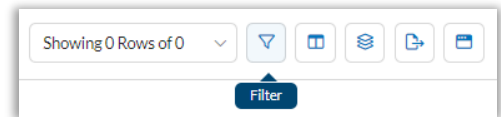


Follow these steps to find them, which accounts qualify for a Schedule K1.

From the Practice menu, select K1 Issued Accounts.



On the K1 Issues Account page, select the Filter icon, then change the Position Date from Current Year to Previous Year, and then select Apply.



The report will provide the list of accounts, their portfolios, the CUSIP and Ticker, and Client name for the assets they hold that qualify for a Schedule K1 report.

| Account ↑ | Count | Product | Portfolio | Account Name | Cusip | Ticker | Client |
|------------|-------|-------------------------|------------------|--------------|-----------|--------|------------|
| [REDACTED] | | Reporting Only Services | Advisor Directed | [REDACTED] | 78440X887 | SLG | [REDACTED] |
| [REDACTED] | | Reporting Only Services | Advisor Directed | [REDACTED] | 754907103 | RYN | [REDACTED] |
| [REDACTED] | | Reporting Only Services | Advisor Directed | [REDACTED] | 26433C105 | DPG | [REDACTED] |
| [REDACTED] | | Reporting Only Services | Advisor Directed | [REDACTED] | 48661E108 | KMF | [REDACTED] |